

MONO CRYSTALLINE - SHINGLED CELL TECHNOLOGY

380 / 385 / 390 / 395 / 400 / 405 / 410 / 415 Watts







Puma Series




Superior Performance and Reliability

Shingled technology eliminates traditional ribbon connection with shingles connected in series. By removing the soldered ribbons, the active area of the module is improved and thermal stresses are reduced - resulting in exceptional efficiency and reliability over standard interconnections.

Key Benefits

	Higher yield per surface area		Low P _{max} Temperature Coefficient
	Higher yield in hot climate		25 Years Limited Product Warranty
	Low LCOE		Low Resistive Losses



Outstanding performance under extreme heat as well as low intensity solar radiation

 P_{max}

Significantly low P_{max} thermal coefficient



Positive Tolerance

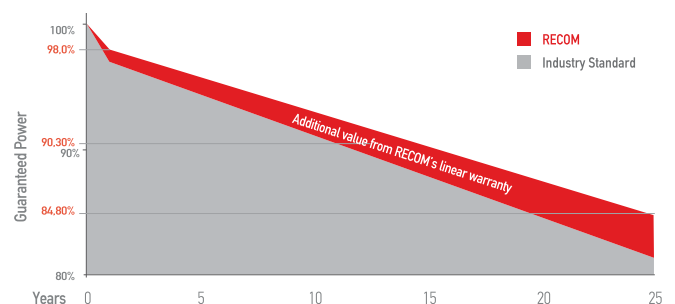


100 % electro-luminescence tested

Tests, Certifications and Warranties

Standard Tests	IEC 61215, IEC 61730
Factory Quality Tests	ISO 9001: 2015, ISO 14001: 2015
Certifications	Conformity to CE, PV CYCLE
Insurance	Third party liability insurance provided by Liberty Mutual
Wind and Snow Loads Testing	Module certified to withstand extreme wind (2400 Pascal) and snow loads (5400 Pascal)
Power Tolerance	Guaranteed +0%/+5% (STC condition)
Warranties	<ul style="list-style-type: none"> • 25-year limited product warranty • 15-year manufacturer warranty on 90.30% of the nominal performance • 25-year transferable linear power output warranty

Linear Performance Warranty



First Year Output $\geq 98.0\%$ 2-25 Year Decline $\leq 0.55\%$ 25 Year Output $\geq 84.80\%$

MONO CRYSTALLINE - SHINGLED CELL TECHNOLOGY

RCM-xxx-SMB (xxx=380-415)

Electrical Characteristics

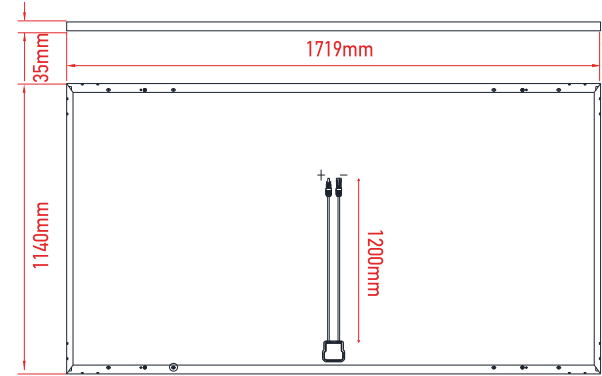
POWER CLASS ⁽¹⁾			380		385		390		395		400		405		410		415	
Testing Condition			STC	NMOT	STC	NMOT	STC	NMOT	STC	NMOT	STC	NMOT	STC	NMOT	STC	NMOT	STC	NMOT
Maximum Power	P _{max}	[Wp]	380	286	385	290	390	294	395	297	400	301	405	305	410	309	415	312
Maximum Power Voltage	V _{mp}	[V]	38.3	36.5	38.4	36.6	38.5	36.7	38.5	36.7	38.6	36.8	38.7	36.9	38.8	37.0	38.9	37.1
Maximum Power Current	I _{mp}	[A]	9.92	7.84	10.03	7.92	10.13	8.00	10.26	8.10	10.36	8.18	10.47	8.27	10.57	8.35	10.67	8.43
Open Circuit Voltage	V _{oc}	[V]	46.1	43.9	46.2	44.0	46.3	44.1	46.3	44.1	46.4	44.2	46.5	44.3	46.6	44.4	46.7	44.5
Short Circuit Current	I _{sc}	[A]	10.77	8.69	10.82	8.73	10.87	8.77	10.92	8.81	10.97	8.85	11.02	8.89	11.07	8.93	11.12	8.97
Module Efficiency	Eff	[%]	19,4		19,6		19,9		20,2		20,4		20,7		20,9		21,2	
Maximum Series Fuse	I _R	[A]	20															
Maximum System Voltage	V _{sys}	[V]	1.000 VDC / 1.500 VDC (IEC)															

(1) Measurement Tolerances: P_{max} (± 3%), I_{sc} & V_{oc} (± 3%) - Power Classification 0/+5W
(2) STC (Standard Testing Condition): Irradiance 1000W/m², Cell Temperature 25°C, AM 1.5
(3) NMOT (Nominal Operating Module Temperature): Irradiance 800W/m², NMOT, Ambient Temperature 20°C, AM 1.5, Wind Speed 1m/s

Mechanical Data

Dimensions	1719mm x 1140mm x 35mm
Weight	22.0 Kg
Cell Type	PERC Mono-166 x 33mm - 340 pcs - M6
Front Glass	3.2mm Tempered and low iron glass + ARC
Backsheet	Anti-aging film (White)
Frame	Anodized Aluminium Alloy (Black)
Junction Box	IP68 - 2 bypass diodes
Connector	MC4 compatible
Cable	4.0mm ² - Length 1200mm or customized

Dimensions

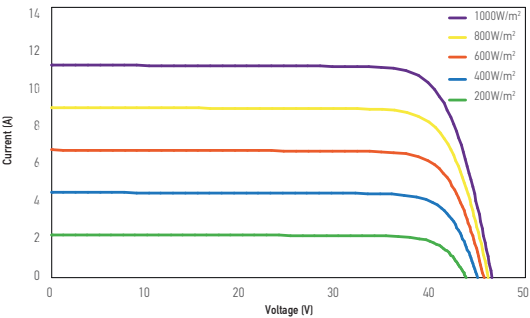


RECOM assumes no liability or responsibility for any typographical error, layout error, misinformation, any other error, omission, contained herein.

www.recom-tech.com

I-V Curve

The module relative power loss at low light irradiance of 200W/m² is less than 3%.



Temperature Characteristics

P _{max} Temperature Coefficient	-0.34% / °C
V _{oc} Temperature Coefficient	-0.27% / °C
I _{sc} Temperature Coefficient	+0.04% / °C
Operating Temperature	-40 ~ +85 °C
(NMOT) Nominal Module Operating Temperature	42.3 ± 2 °C

Packing Configuration

Container	40' HC
Pieces per Pallet	31
Pallets per Container	26
Pieces per Container	806 pcs

The specification and key features described in this datasheet may deviate slightly and are not guaranteed. Due to on-going innovation, research and product enhancement, RECOM Technologies reserves the right to make any adjustment to the information described herein at any time without notice. Please always obtain the most recent version of the datasheet which shall be duly incorporated into the binding contract made by the parties governing all transactions related to the purchase and sale of the products described herein. Please read the safety and installation instructions before using the modules.

© Copyright 2022 RECOM

**Release RCM-xxx-SMB(XXX=380-415)-N-M6-35-BW-013-2022-01-v3.0