

## D6P\_B3A-WS

### 230 W - 250 W

#### Multi-Crystalline Photovoltaic Module



Positive power tolerance  
0~+4.99 watt



Withstand strong wind/snow load up to 5400 Pa  
Pass ASTM E330  
Maximum wind speed: 197 km/h (safety factor 3)



Excellent low light performance  
4% relative eff. reduction at low-irradiance (200W/m<sup>2</sup>)



PID resistant  
Enhanced module reliability



100% EL inline inspection  
Better module reliability




Prolonged aging test  
2000 hours damp heat test; 400 thermal cycles



Certified ammonia resistance  
According to IEC 62716 Ed. 1



Compliance with cadmium content test  
According to IEC 62321



#### Reliability & Certification

- Performance warranty  
25-year: minimum 80% power output  
10-year: minimum 90% power output
- Product guarantee: 5-year
- IEC 61215 / IEC 61730, UL 1703, CE, MCS, CEC



#### About DeISolar

Established as a subsidiary of Delta Electronics, Inc., the world's number one switching power supplies provider, DeISolar is dedicated to the research, development, and production of high-quality solar cells, modules, and photovoltaic (PV) systems. DeISolar strives to become the world's leading solar supplier through continuous innovation, outstanding production processes, high yield rates, and world-class product efficiency. Under its parent company's leadership, DeISolar is committed to providing clean and effective solar energy for a sustainable world.

More Information, please visit us at: [www.delsolarpv.com](http://www.delsolarpv.com)

#### Contact Us

##### Global Contact (Headquarters)

Tel: +886-37-539999

Email: [sales@delsolarpv.com](mailto:sales@delsolarpv.com)

##### US Contact

Tel: +1-888-880-8868

Email: [solar.sales@delta-corp.com](mailto:solar.sales@delta-corp.com)

##### Europe Contact

Tel: +31 (0)20 6550953

Email: [sales.europe@delsolarpv.com](mailto:sales.europe@delsolarpv.com)

## Electrical Data

Model	D6P230B3A	D6P235B3A	D6P240B3A	D6P245B3A	D6P250B3A
Maximum Rating Power (Pmax)	230 W	235 W	240 W	245 W	250 W
Module Efficiency	14.1 %	14.4 %	14.7 %	15.0 %	15.3 %
Open Circuit Voltage (Voc)	36.33 V	36.82 V	36.96 V	37.10 V	37.37 v
Maximum Power Voltage (Vpm)	29.53 V	29.71 V	30.20 V	30.65 V	30.95v
Short Circuit Current (Isc)	8.35 A	8.44 A	8.49 A	8.54 A	8.63 A
Maximum Power Current (Ipm)	7.79 A	7.91 A	7.97 A	8.02 A	8.12A

\*Electrical data under Standard Test Conditions (STC): Cell Temperature of 25 °C, Irradiance 1000 W/m<sup>2</sup>, AM 1.5

\*Values w/o tolerance are typical numbers

## Mechanical Data

Item	Specification
Dimension	1650 mm (L) x 990 mm (W) x 42 mm (D) / 65" (L) x 39" (W) x 1.65" (D)
Weight	18.5 kg / 41 lbs
Solar Cell	60 multicrystalline 6" silicon cells (156 mm x 156 mm)
Front Glass	Anti-reflective tempered solar glass, 3.2mm thickness
Cell Encapsulation	EVA (Ethylene-Vinyl-Acetate)
Back Cover	Composite film, white
Junction Box	IP 65 rated
Frame	Anodized aluminum frame, original or black

## Operating Conditions

Item	Specification
Mechanical Load	5400 Pa (Certified by TUV Rheinland)
Maximum System Voltage	IEC: DC 1000 V / UL: DC 600 V
Series Fuse Rating	15 A
Operating Temperature	-40 to 85 °C

## Temperature Characteristics

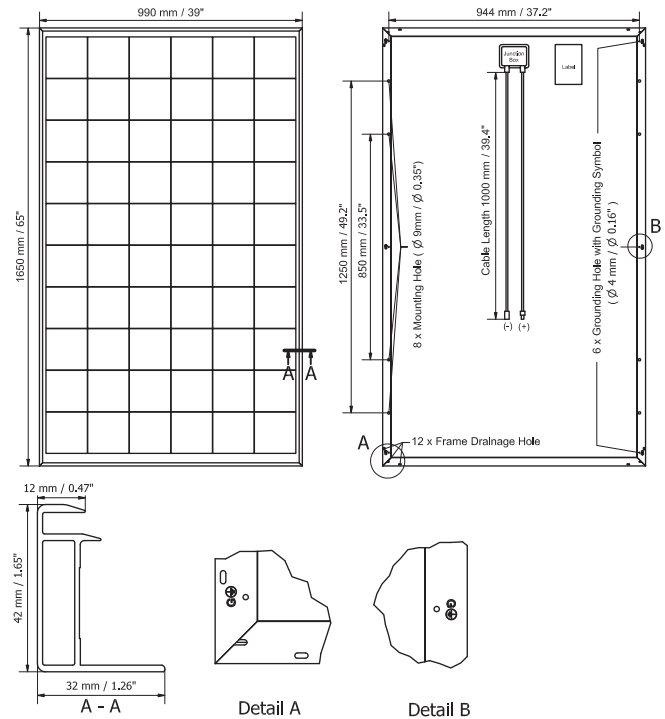
Item	Specification
Nominal Operating Cell Temperature	44.1 °C ± 2 °C
Temperature Coefficient of Isc	0.05 % / °C
Temperature Coefficient of Voc	-0.35 % / °C
Temperature Coefficient of Pmax	-0.46 % / °C

\* Normal Operating Cell Temperature (NOCT): Irradiance 800W/m<sup>2</sup>, Ambient Temperature 20 °C, Wind Speed 1 m/s

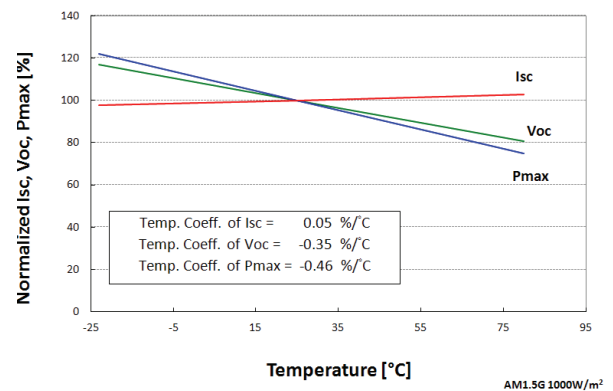
\* Please refer to DeISolar's Standard Module Installation Manual before using the product

\* Reduction in efficiency from 1000 W/m<sup>2</sup> to 200 W/m<sup>2</sup> at 25 °C: 4% ± 2 %

## Front View & Back View



## Dependence on Temperature



## Dependence on Irradiance

